

Name:

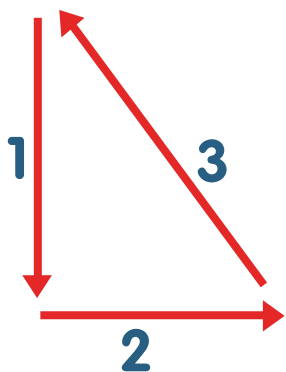
Dona nobis pacem (Give us peace)

Year 6 Term 2

Class:

Conduct the beat, follow the arrows and count 1, 2, 3 / 2, 2, 3 / 3, 2, 3 / 4, 2, 3.

Keep your hand open, palm down, nice and relaxed.



This song is in Latin, it means give us peace.

Dona nobis pacem, pacem.
Dona nobis pacem.
Dona nobis pacem.
Dona nobis pacem.
Dona nobis pacem.
Dona nobis pacem.

Thinking voice = hearing musical notes in your head.

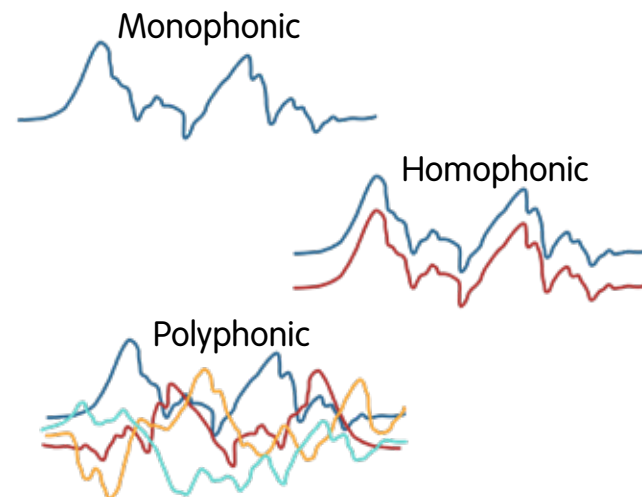


Texture = the layers in a piece of music

Monophonic = one sound

Homophonic = same sound

Polyphonic = many sounds





Throw, catch (progression song)

Throw, catch.
Throw, catch.
Throw, catch.
Jikeleza. (sing twice)

Na-na-na-na-na-na-na.
Na-na-na-na-na-na-na.
Na-na-na-na-na-na-na.
Jikeleza. (sing twice)

Throw, catch begins with the same three notes as *Dona nobis pacem*.
Try singing the opening of each song and see if you can hear that they are the same.

Compose an 8-bar melody

→ In 3-time



→ Based around chords F and C major

C major (C)



F major (F)



→ Use four 2-bar patterns from *Dona nobis pacem*


12th Century

- *O Eucharie in Leta Via*
by Hildegard von Bingen,
sometime between 1140 - 1160

16th Century

- *Ronde* ('La Morisque' from *Danserye*) by
Teilman Susato 1551
- *If ye love me* by Thomas Tallis 1565
- *Jubilate Deo* by Giovanni Gabrieli 1597


Crotchet
= 1 beat



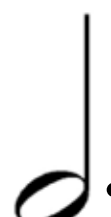
Dotted
crotchet
= 1 and a half beats



Minim
= 2 beats




Dotted
minim
= 3 beats



Arpeggio = the notes of a chord played one at a time.



Scale = a sequence of notes moving in step up or down.



I can sing a round accurately and in a legato style.



Comments: